

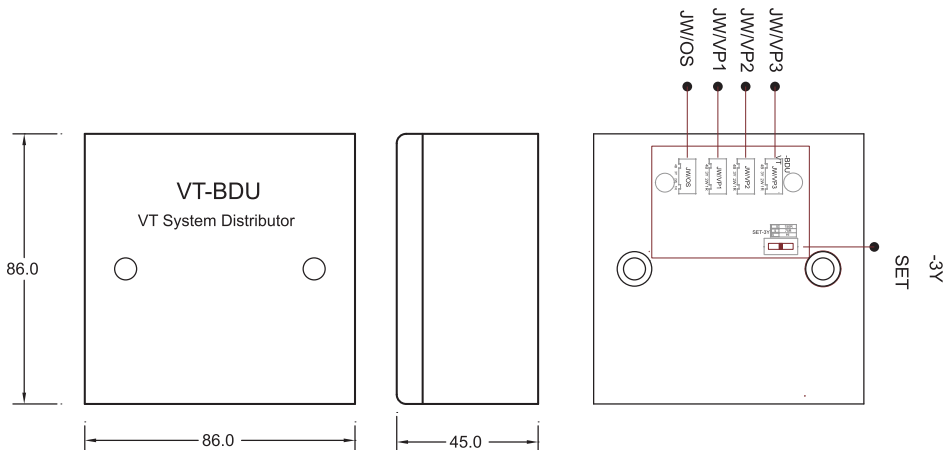
PA-BDU user manual

1. Introductions

The BDU unit is designed for VT video door phone system, for the purpose of video repeat and video signal impedance matching. The main features of the BDU are as follows:

- Distribute the video signal when multi monitor are installed.
- Multiple BDU can be used when multiple distributor nodes need to be applied.
- Work as a repeater in a long wiring distance system.

2. Terminal Description

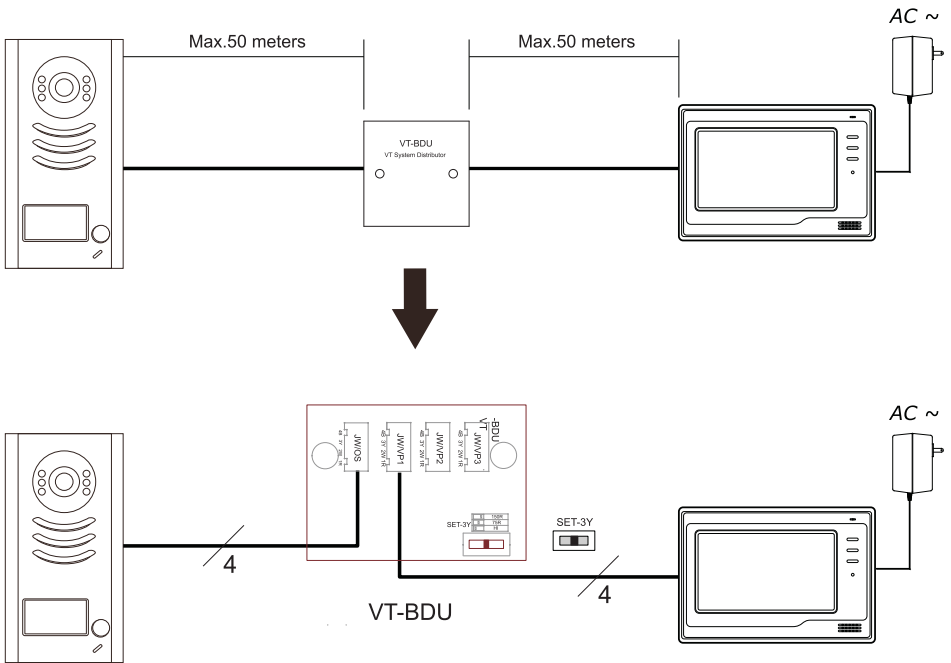


- Video impedance setting; total 3 settings can be available.75R,150R and HI.
1). connect one BDU. Set to 75R when the distance from door station to BDU is within 50 meters,otherwise set to 150R.(note that set to HI when the video signal is weak)
2).connect multi BDU.Set to 75R when the distance between BDU is within 50 meters,otherwise set to 150R.(note that set to HI when the video signal is weak)

- Input port; Connect to the door station.
- Output port; connect to indoor monitors or next BDU unit.
- Output port; connect to indoor monitors or next BDU unit.
- Output port; connect to indoor monitors or next BDU unit.

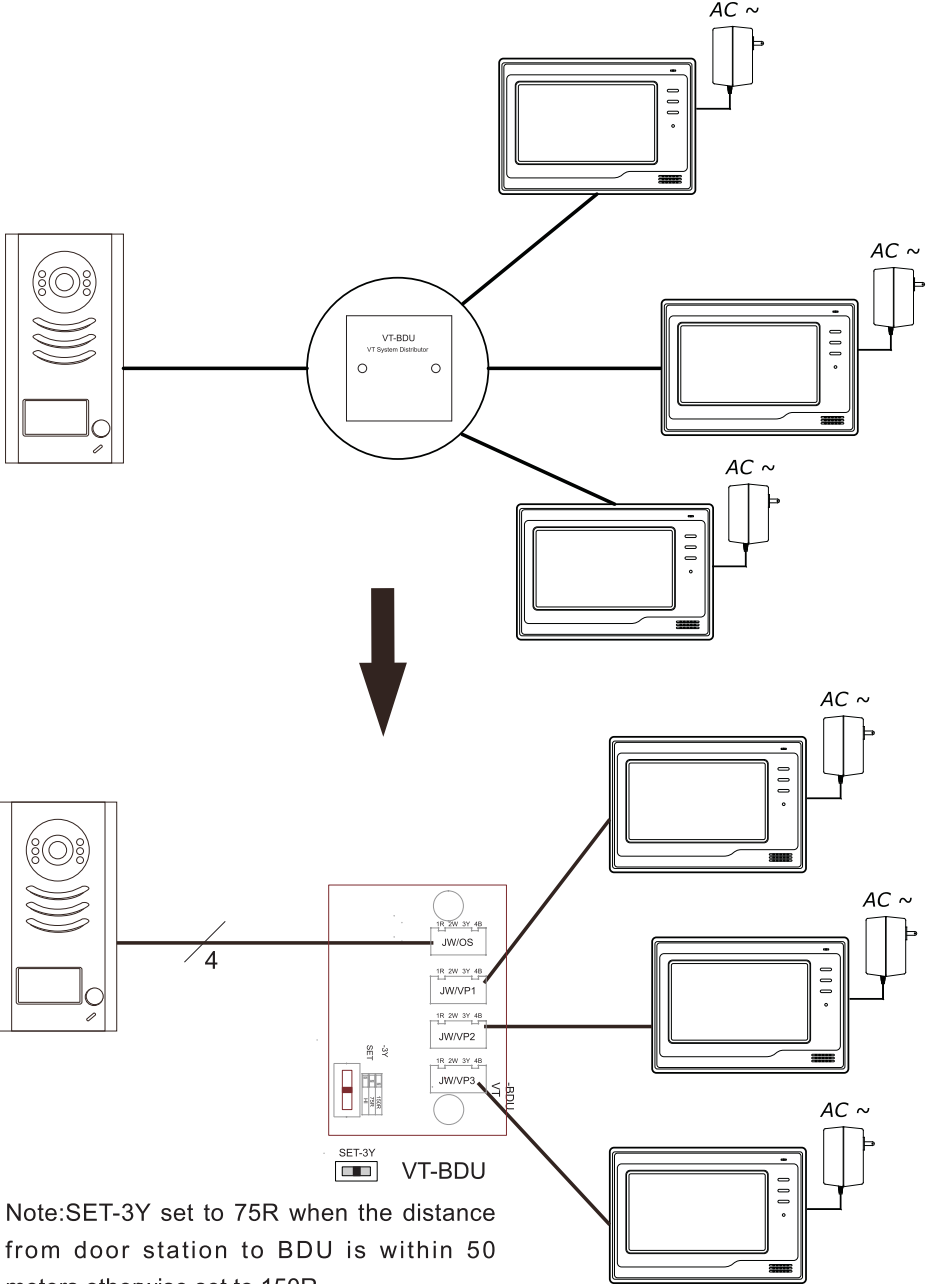
3. System Topology

3.1 Long distance video repeat



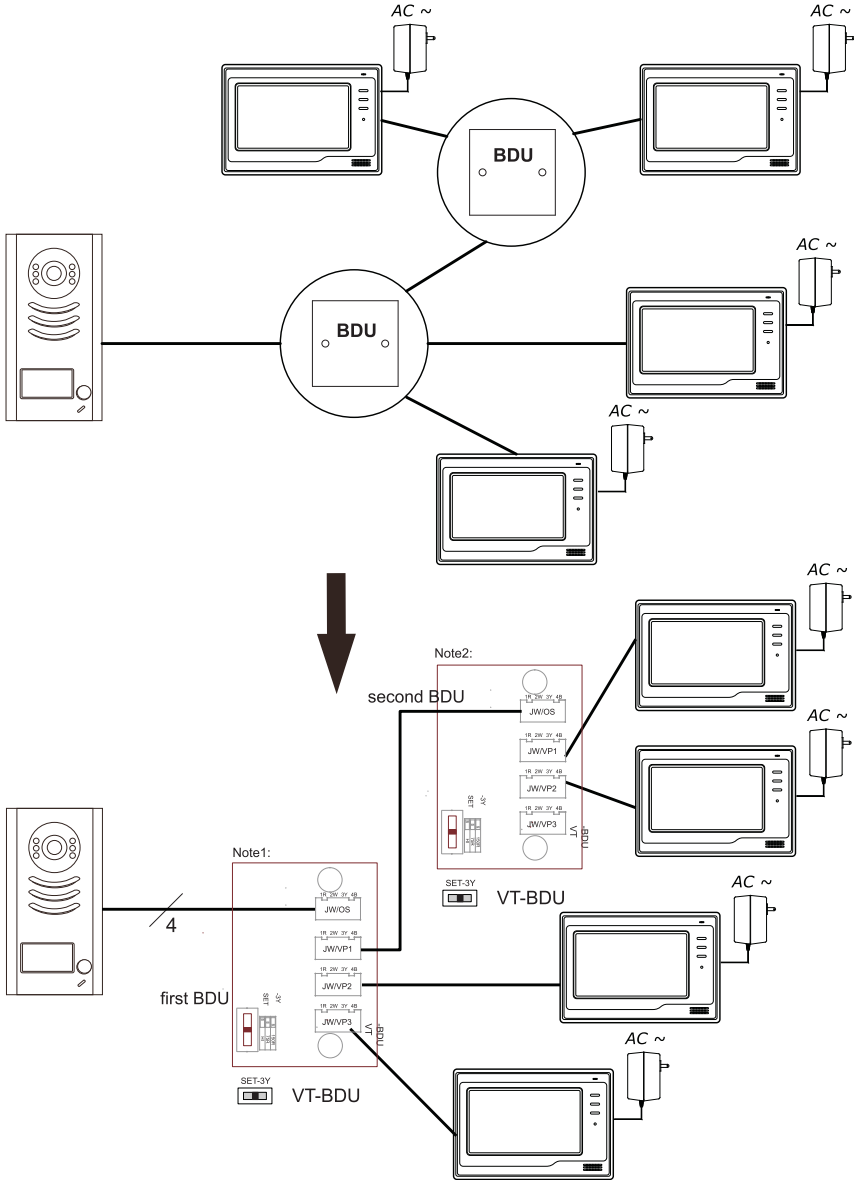
Note:SET-3Y set to 75R when the distance from door station to BDU is within 50 meters,otherwise set to 150R.

3.2 Star distribute connection



Note:SET-3Y set to 75R when the distance from door station to BDU is within 50 meters,otherwise set to 150R.

3.3 Extended star connection



Note1:SET-3Y set to 75R when the distance from door station to the first BDU is within 50 meters,otherwise set to 150R.

Note2:SET-3Y set to 75R when the distance from the first BDU to the second BDU is within 50 meters,otherwise set to 150R.